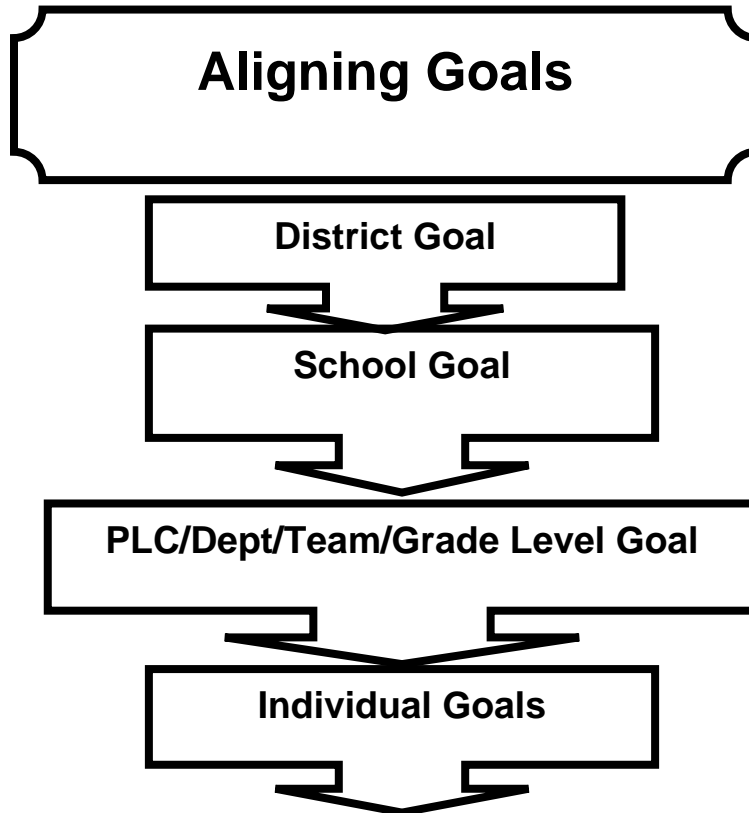
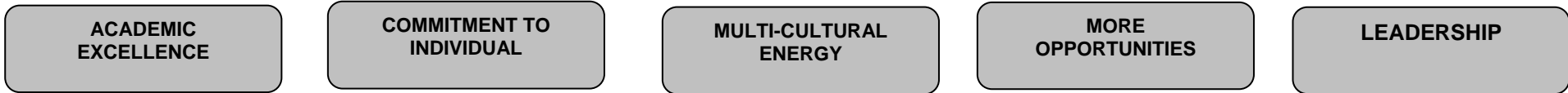


Site Plan Visits: Sept. <input type="checkbox"/> Nov. <input type="checkbox"/> Feb. <input type="checkbox"/> Apr. <input type="checkbox"/>	Staff Mtg. Reviews: Sept. <input type="checkbox"/> Nov. <input type="checkbox"/> Feb. <input type="checkbox"/> Apr. <input type="checkbox"/>	<h2 style="text-align: center;">2008-09 District 742 School Improvement Plan</h2> <p style="text-align: center;">School: Westwood</p> <p style="text-align: center;">Our mission is to prepare all learners, in partnership with their families and community, to live and contribute within a changing and diverse world.</p>	Leadership Team Members: Paul Faulk Tammy Goedert Julie Gross Jan Hasbrouck Janet Knoll Suzie Maus Melissa McPhee Pat Michaelson Vicky Olston-Smith Tamala Rentz Pam Stang
Principal Mtg. Review Sept. <input type="checkbox"/> Nov. <input type="checkbox"/> Jan. <input type="checkbox"/> March <input type="checkbox"/> Oct. <input type="checkbox"/> Dec. <input type="checkbox"/> Feb. <input type="checkbox"/> Apr. <input type="checkbox"/>			

The foundation of District 742's effectiveness is based on the following core values:



GOAL #1 & 2

Excellence and Equity


With academic excellence and equity held as our district standard, make significant improvement in student learning of reading and mathematics.



District Supports

- Learning Bridges Software
- Vertical Teaming for ALL
- Integrated Service Delivery Model (ISDM)
- Curriculum Team
- Professional Development and Funds
- Teacher Leader Funds

School Goal



SMART Goal: Increase the percent of students that meet or exceed the standards for proficiency in Reading & Math by 2% based on 2009 Accountability Test data (MCA II, MTAS, MTELL)

Evidence of Need: Areas that showed the largest gap based on 2008 MCA data are Black Reading & Math, Hispanic Reading and Boys Reading.


ACTION STEPS (Goal #1 & 2)	EVIDENCE OF ACTION	PROF DEVELOPMENT	RESOURCE ALLOCATION
<p>What: Common planning time will be provided at least six times to review data, identify students at risk, focus on the needs of diverse learners, students in poverty & students with MCA scale score of x40-x55. How Often: At least six times per year (2 x trimester) Who Involved: All staff Report In November: Report In February: Report In April:</p>	<p>Classroom teachers, ELL, SpEd, Specialists will use staff meeting and staff dev time to review data and focus on target areas of Black Reading & Math, Hispanic Reading and Boys Reading.</p>	<p>Staff planning & collaboration time built into staff meetings and staff dev days Co-teaching will be implemented Staff dev on strategies and interventions</p>	<p>Staff meeting and staff dev time will be devoted to cross-grade level, grade level and cross-curriculum planning as well as reviewing data</p>
<p>What: Interventions using Rtl How Often: Ongoing starting in Oct. 2008 Who Involved: All staff Report In November: Report In February: Report In April:</p>	<p>Bubble students identified Data on student achievement and behavior will be continuously reviewed Use Title One and MN Rdg Corp to provide interventions Use Targeted Services program to provide interventions</p>	<p>Rtl will be introduced and used to help develop Tier II research-based interventions Staff dev on strategies and interventions</p>	<p>EIT team will meet weekly and use Rtl research-based intervention strategies MN Reading Corp will provide interventions for gr 1 - 3 Title One will provide interventions Targeted Services will provide interventions</p>

ACTION STEPS (Goal #1 & 2)	EVIDENCE OF ACTION	PROF DEVELOPMENT	RESOURCE ALLOCATION
What: How Often: Who Involved: Report In November: Report In February: Report In April:			
Successful Outcome: (Goal #1&2)			
Evidenced by:			

GOAL #3

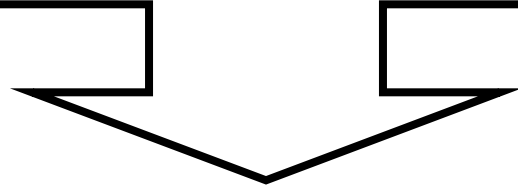
Excellence and Equity by Increasing Assessment Strategies

- How will we increase assessment strategies to be more competent in:**
- Consistency in testing administration, testing environment, etc.?
 - Data Driven Decision Making (DDDM)?
 - Putting Data in the hand of our teachers by integrating technology to better analyze data? (AIMS Web, Viewpoint, etc.)
 - Interpreting data regularly
 - Changing instructional strategies due to the analysis of data?
 - Grading practices?



District Supports


- Learning Bridges Software
- Viewpoint
- Progress Monitoring in AIMS web
- NWEA
- EXPLORE
- PLAN
- Data Retreats
- District Media Personnel
- Curriculum Team
- Professional Development and Funds
- Teacher Leader Funds



School Goal

SMART Goal: 100% of licensed staff will access Viewpoint and be involved in the review of student data by Dec., 2008

Evidence of Need: Teachers need to be skilled in accessing and interpreting data to make decisions to improve instruction




ACTION STEPS (Goal #3)	EVIDENCE OF ACTION	PROF DEVELOPMENT	RESOURCE ALLOCATION
What: Use of Viewpoint / Assessment data How Often: Ongoing - at least once per month Who Involved: All teachers Report In November: Report In February: Report In April:	Teachers will use Viewpoint at least once per trimester to access data on student achievement Teachers will use Internal Measures	Staff meeting and / or staff dev time will be devoted to accessing Viewpoint and collaborating with others to analyze data	Time will be allotted during staff meetings and staff dev days to access Viewpoint and to collaborate with others to review data and make decisions to improve instruction
What: Administering & Interpreting Assessments How Often: At least three times per year Who Involved: All teachers Report In November: Report In February: Report In April:	Teachers will work in teams at least once per trimester to coordinate student assessment Progress monitoring for all students	Teachers will be trained in how to administer assessments and use the data	Time will be built into the student day to administer student assessments
What: How Often: Who Involved: Report In November: Report In February: Report In April:			
Successful Outcome: (Goal #3)			

ACTION STEPS (Goal #3)	EVIDENCE OF ACTION	PROF DEVELOPMENT	RESOURCE ALLOCATION
Evidenced by:			

GOAL #4

Demonstrate to the community at large the ways that we practice excellence and equity

- How will we:
- Close the gap?
 - Show our Cultural Competencies?
 - Improve Racial Balance
 - Create parental and community partnerships?
 - Spotlight our district/site Achievement or assessment goals?
 - Increase our student enrollment?



District Supports

- Service Learning
- Junior Achievement
- Career Investigations Support
- Business Partnerships
- Chamber Activities
- Vertical Teaming for ALL
- Communications Team
- District Media
- Curriculum Team
- Professional Development and Funds
- Teacher Leader Funds

School Goal



SMART Goal: At least 60% of Westwood students in grades 3 - 6 will indicate on the 2009 climate survey that they believe that students of other cultures like them.

Evidence of Need: In grades 3 - 4 only 43% of students and in grades 5 - 6 just 59.7% responded that they believed students of other cultures liked them.

ACTION STEPS (Goal #4)	EVIDENCE OF ACTION	PROF DEVELOPMENT	RESOURCE ALLOCATION
<p>What: Responsive Classroom strategies will be used in classrooms How Often: Daily Who Involved: All teachers Report In November: Report In February: Report In April:</p>	<p>100% of students will participate in Responsive Classroom to build relationships Students of all cultures will feel welcomed and included in the Westwood school family by participating in purposeful, planned social interactions via Morning Meetings</p>	<p>Responsive Classroom training in August and throughout the year. Trainings scheduled during staff meeting times: Sept. - teacher language Oct - take a break chill chair Nov. - Y charts; reinforce importance of modeling and teaching/reteaching expectations Dec. - working the chart - chart ideas Jan - Review Hopes and Dreams; Ways to integrate RC into curriculum</p>	<p>Staff development time to train staff Staff development funds to send teachers to training Time at staff meetings to teach, model, practice and reflect</p>

ACTION STEPS (Goal #4)	EVIDENCE OF ACTION	PROF DEVELOPMENT	RESOURCE ALLOCATION
What: How Often: Who Involved: Report In November: Report In February: Report In April:			
What: How Often: Who Involved: Report In November: Report In February: Report In April:			
Successful Outcome: (Goal #4)			
Evidenced by:			