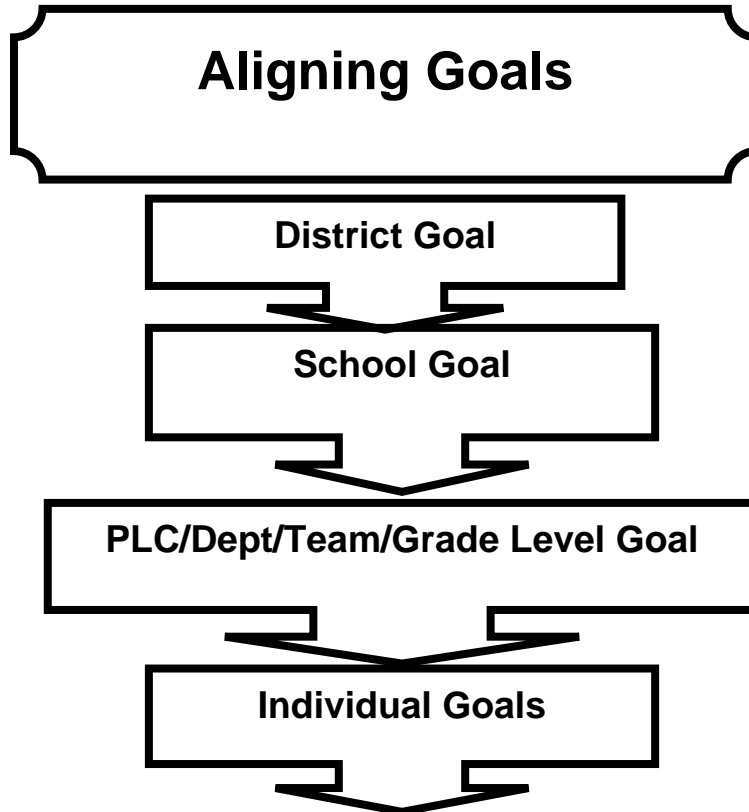
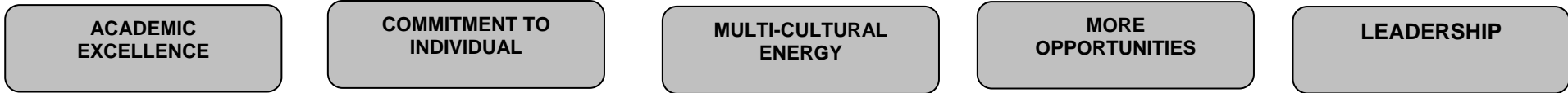


Site Plan Visits: Sept. <input type="checkbox"/> Nov. <input type="checkbox"/> Feb. <input type="checkbox"/> Apr. <input type="checkbox"/>	Staff Mtg. Reviews: Sept. <input type="checkbox"/> Nov. <input type="checkbox"/> Feb. <input type="checkbox"/> Apr. <input type="checkbox"/>	<h2 style="text-align: center;">2008-09 District 742 School Improvement Plan</h2> <p style="text-align: center;">School: South</p> <p style="text-align: center;">Our mission is to prepare all learners, in partnership with their families and community, to live and contribute within a changing and diverse world.</p>	Leadership Team Members: Allied Representatives Music Representatives Team Representatives Special Education Representative Media ELL
Principal Mtg. Review Sept. <input type="checkbox"/> Nov. <input type="checkbox"/> Jan. <input type="checkbox"/> March <input type="checkbox"/> Oct. <input type="checkbox"/> Dec. <input type="checkbox"/> Feb. <input type="checkbox"/> Apr. <input type="checkbox"/>			

The foundation of District 742's effectiveness is based on the following core values:



GOAL #1 & 2

Excellence and Equity

With academic excellence and equity held as our district standard, make significant improvement in student learning of reading and mathematics.



District Supports

- Learning Bridges Software
- Vertical Teaming for ALL
- Integrated Service Delivery Model (ISDM)
- Curriculum Team
- Professional Development and Funds
- Teacher Leader Funds

School Goal



SMART Goal: At least 56% of all students at South will meet their Math growth target established by NWEA's 2008 Normative Data study and at least 58% of all students at South will meet their Reading growth target established by NWEA's 2008 Normative Data study.

Evidence of Need: MCA II scores in reading and math for Black students, students who qualify for free & reduced lunch and ELL students are below the state's identified target.

MCA II scores in reading for Black students and students who qualify for free and reduced lunch are below the state's identified target.

MCAII scores in reading for ELL Students are currently identified as being in Safe Harbor.

MCAII scores in reading and math for Special Education students are currently identified as being in Safe Harbor.

Because MAP scores in reading and math correlates closely with MCAII scores in reading and math, we have chosen to use MAP data to measure actual growth with the same students over the period of time. With this tool, we have a better measure of the impact a teacher can have on student learning.


ACTION STEPS (Goal #1 & 2)	EVIDENCE OF ACTION	PROF DEVELOPMENT	RESOURCE ALLOCATION
What: E3 Curriculum and Standards based curriculum embedded into all courses. How Often: Daily Who Involved: All teachers Report In November: Report In February: Report In April:	Curriculum for E3 classes are aligned with MCAII strand Data in Mathematics and Reading.	NWEA Des Carte, Read 180, Perspective, Study Island AIMSWEB progress monitoring done during summer curriculum writing and during school year staff development time.	Teacher leader \$\$\$ used to write curriculum. Staff development time used to modify and adjust curriculum based on the academic needs of students. Assistance from district for the purchase of materials.
What: Implementation of Read 180 into other areas in addition to ELL and Special Education Students How Often: Daily Who Involved: Language Arts and Special Ed. Report In November: Report In February: Report In April:	Establish a Read 180 class during the day. This class will service 8 students at a time. These are regular ed. students who qualify as a Tier 2 intervention strategy.	Using in house experts in read 180 to train an existing teacher.	Existing staff development time and time during the school day. Assistance from district for the purchase of materials.
What: College Access Grant How Often: Daily Who Involved: Academic Advisor Report In November: Report In February: Report In April:	Implementation and organization of learning communities within South. Advisor will supervise tutors, mentor and work closely with students, parents, teachers, counselors, community members and organizations.	Supported by SCSU, SCTC and ISD 742	Partnership with St. Cloud State and St. Cloud Technical College
Successful Outcome: (Goal #1&2)			
Evidenced by:			

GOAL #3

Excellence and Equity by Increasing Assessment Strategies

How will we increase assessment strategies to be more competent in:

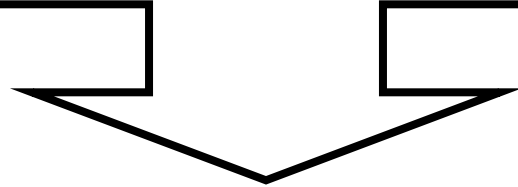
- Consistency in testing administration, testing environment, etc.?
- Data Driven Decision Making (DDDM)?
- Putting Data in the hand of our teachers by integrating technology to better analyze data? (AIMS Web, Viewpoint, etc.)
- Interpreting data regularly
- Changing instructional strategies due to the analysis of data?
- Grading practices?



School:

District Supports


- Learning Bridges Software
- Viewpoint
- Progress Monitoring in AIMS web
- NWEA
- EXPLORE
- PLAN
- Data Retreats
- District Media Personnel
- Curriculum Team
- Professional Development and Funds
- Teacher Leader Funds



School Goal

SMART Goal: Use Assessment data and to help assess and implement classroom instruction and academic intervention.

Evidence of Need: Assessment data is an effective tool in guiding best practice instruction.




ACTION STEPS (Goal #3)	EVIDENCE OF ACTION	PROF DEVELOPMENT	RESOURCE ALLOCATION
What: MAP Test Data used to create Targeted Instruction. How Often: Who Involved: Report In November: Report In February: Report In April:	Curriculum documentation, Workshop materials, Teacher PR-1 Goals, Administrative evaluation	Staff Development time. Teacher In-service days.	Staff Development time. Teacher leader time.
What: AIMS Web Progress Monitoring Data How Often: As needed Who Involved: Teachers and Paras Report In November: Report In February: Report In April:	Documented use	Staff Development time Teacher In-service days.	Staff Development
What: Targeted Services How Often: Two days per week Who Involved: Targeted Services staff Report In November: Report In February: Report In April:	Attendance to the TG Sessions. Administrative evaluation.	Focus on At Risk Students	Targeted Service Coordinators. Counselor time.
Successful Outcome: (Goal #3)			

ACTION STEPS (Goal #3)	EVIDENCE OF ACTION	PROF DEVELOPMENT	RESOURCE ALLOCATION
Evidenced by:			

GOAL #4

Demonstrate to the community at large the ways that we practice excellence and equity

- How will we:
- Close the gap?
 - Show our Cultural Competencies?
 - Improve Racial Balance
 - Create parental and community partnerships?
 - Spotlight our district/site Achievement or assessment goals?
 - Increase our student enrollment?



District Supports

- Service Learning
- Junior Achievement
- Career Investigations Support
- Business Partnerships
- Chamber Activities
- Vertical Teaming for ALL
- Communications Team
- District Media
- Curriculum Team
- Professional Development and Funds
- Teacher Leader Funds

School Goal



SMART Goal: During the 2008-09 School Year we will make a contact with every parent. Have 9 positive articles published in local news and on the website.

Evidence of Need: Parent Survey, District Quality Indicator Assessment.

ACTION STEPS (Goal #4)	EVIDENCE OF ACTION	PROF DEVELOPMENT	RESOURCE ALLOCATION
What: Teams are sending out email updates of weekly activities to parents How Often: Weekly Who Involved: 7th and 8th grade teams at South Report In November: Report In February: Report In April:	Blogs, Newspaper submissions, Email to parents	Faculty/team meeting reviews	team meeting in the mornings
What: Teams starting to look at WIKI's for parent/student use (all 7/8 grade teams looking at developing and implementing) How Often: Being Developed Who Involved: Report In November: Report In February: Report In April:	Wikis in place by teams/teachers Climate Survey results	staff development time	staff development

ACTION STEPS (Goal #4)	EVIDENCE OF ACTION	PROF DEVELOPMENT	RESOURCE ALLOCATION
What: Positive PR submissions to news organizations How Often: monthly Who Involved: all south staff Report In November: Report In February: Report In April:	media coverage, log of articles sent in	faculty/team meeting reviews	staff time
Successful Outcome: (Goal #4)			
Evidenced by:			