

Site Plan Visits: Sept. <input type="checkbox"/> Nov. <input type="checkbox"/> Feb. <input type="checkbox"/> Apr. <input type="checkbox"/>	Staff Mtg. Reviews: Sept. <input type="checkbox"/> Nov. <input type="checkbox"/> Feb. <input type="checkbox"/> Apr. <input type="checkbox"/>	<h2 style="text-align: center;">2008-09 District 742 School Improvement Plan</h2> <p style="text-align: center;">School: Lincoln</p> <p style="text-align: center;">Our mission is to prepare all learners, in partnership with their families and community, to live and contribute within a changing and diverse world.</p>	Leadership Team Members: Hugh Skaja Sheila Saatzer Amanda Musolino Eric Wilcox Sheila Nelson Leah Syverson Joni Roering Linda Cooper Ione McCarney Susan Chwalek Pam Neidenfeuhr Melissa Jongeward Cheryl Glad
Principal Mtg. Review Sept. <input type="checkbox"/> Nov. <input type="checkbox"/> Jan. <input type="checkbox"/> March <input type="checkbox"/> Oct. <input type="checkbox"/> Dec. <input type="checkbox"/> Feb. <input type="checkbox"/> Apr. <input type="checkbox"/>			

The foundation of District 742's effectiveness is based on the following core values:

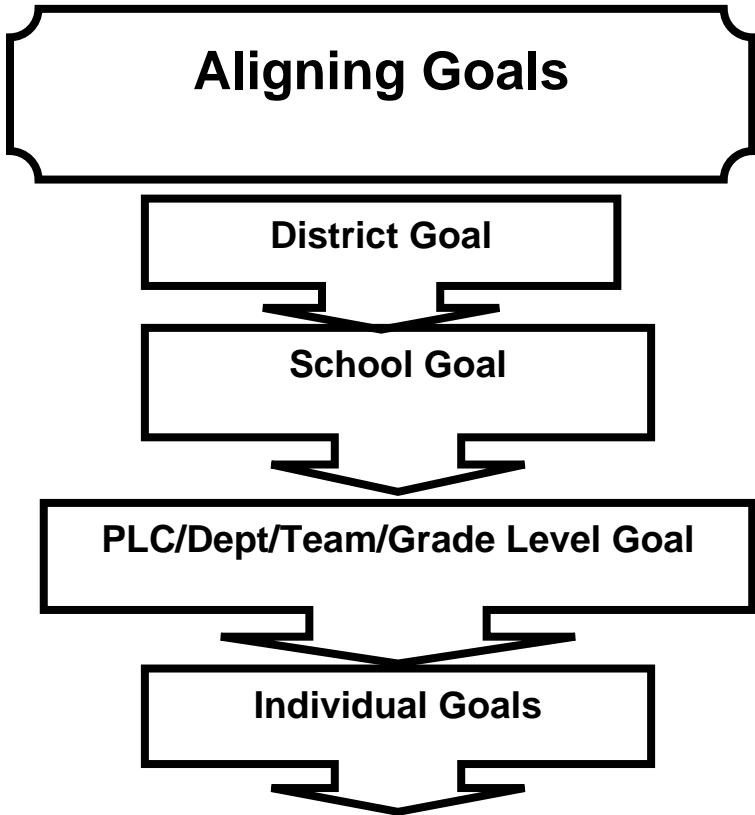
**ACADEMIC
EXCELLENCE**

**COMMITMENT TO
INDIVIDUAL**

**MULTI-CULTURAL
ENERGY**

**MORE
OPPORTUNITIES**

LEADERSHIP



GOAL #1 & 2

Excellence and Equity

With academic excellence and equity held as our district standard, make significant improvement in student learning of reading and mathematics.



District Supports

- Learning Bridges Software
- Vertical Teaming for ALL
- Integrated Service Delivery Model (ISDM)
- Curriculum Team
- Professional Development and Funds
- Teacher Leader Funds

School Goal



SMART Goal: Increase achievement scores for special education students and students on Free/Reduced Lunch, thereby closing the achievement gap with general education and non-Free/Reduced Lunch students

Evidence of Need: MCA-II scores, GOM scores, Rigby scores


ACTION STEPS (Goal #1 & 2)	EVIDENCE OF ACTION	PROF DEVELOPMENT	RESOURCE ALLOCATION
What: Align IEP goals and objectives with MN state standards How Often: on-going Who Involved: special education teachers, classroom teachers Report In November: Report In February: Report In April:			
What: All students will be involved with BLEND programming to improve exercise and nutrition which impacts academic achievement How Often: weekly Who Involved: students in grades 1-6, Shelly Hettwer, Sue Wielinski, Media Specialist Report In November: Report In February: Report In April:			

ACTION STEPS (Goal #1 & 2)	EVIDENCE OF ACTION	PROF DEVELOPMENT	RESOURCE ALLOCATION
<p>What: Classroom teachers and special education teachers will meet to streamline reading instruction across grade levels. How Often: September 24, December 16, February 10, March 25 Who Involved: classroom and special education teachers Report In November: Report In February: Report In April:</p> <p>What: School-wide "Stop, Drop & Read" weekly during February which is "I love to read" month. How Often: 4 times during February 2009 Who is Involved: All students and All Staff Report in November: Report in February: Report in April:</p> <p>What: Inservice to develop the use of "good reader" vocabulary for all students across grades and settings. How Often: once, September 24 Who is Involved: Melissa Jongeward/Joni Roering, trainers; classroom teachers, specialists Report in November: Report in February: Report in April:</p> <p>What: Lyceums/Assemblies will be planned to focus on real-life experiences to increase vocabulary for students. How Often: one lyceum/assembly per trimester Who is involved: Instructional leaders, Hugh Skaja, PTA Report in November: Report in February: Report in April:</p>			
Successful Outcome: (Goal #1&2)	Increased percentage of grade 3-6 students scoring in 'Meets Standards' range on MCA-II in spring 2009; Increased percentage of grade K-6 students scoring above the 25 th percentile on spring reading and math GOMs. Growth in Rigby scores for students in grade 1-6 across fall, winter and spring.		
Evidenced by:	MCA-II spring 2009 results; Spring 2009 reading and math GOMs; Rigby benchmark data.		

GOAL #3

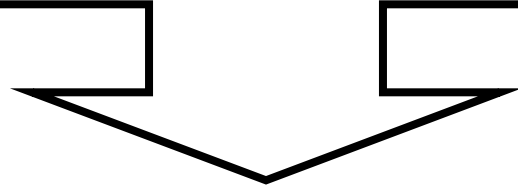
Excellence and Equity by Increasing Assessment Strategies

- How will we increase assessment strategies to be more competent in:**
- Consistency in testing administration, testing environment, etc.?
 - Data Driven Decision Making (DDDM)?
 - Putting Data in the hand of our teachers by integrating technology to better analyze data? (AIMS Web, Viewpoint, etc.)
 - Interpreting data regularly
 - Changing instructional strategies due to the analysis of data?
 - Grading practices?



District Supports


- Learning Bridges Software
- Viewpoint
- Progress Monitoring in AIMS web
- NWEA
- EXPLORE
- PLAN
- Data Retreats
- District Media Personnel
- Curriculum Team
- Professional Development and Funds
- Teacher Leader Funds



School Goal

SMART Goal: Use individual student data to increase academic achievement for students on Free/Reduced Lunch and special education students, thereby decreasing the achievement gap with general education students.

Evidence of Need: MCA-II scores for Free/Reduced and Special Education population.




ACTION STEPS (Goal #3)	EVIDENCE OF ACTION	PROF DEVELOPMENT	RESOURCE ALLOCATION
What: Grade level data retreats How Often: 3 times (week of Nov 3, Feb 2, March 16) Who Involved: classroom and special educ teachers, support staff Report In November: Report In February: Report In April:			
What: Refining use of Rigby scores in Fall, Winter, Spring using technology to identify student needs How Often: on-going Who Involved: classroom and special education teachers Report In November: Report In February: Report In April:			

ACTION STEPS (Goal #3)	EVIDENCE OF ACTION	PROF DEVELOPMENT	RESOURCE ALLOCATION
What: Use Learning Locator in Viewpoint to obtain specific skill practice for individual areas of weakness in reading How Often: on-going Who Involved: classroom teachers in grades 3-6, K-3 teachers could use for scaffolding to support areas needing improvement Report In November: Report In February: Report In April:			
Successful Outcome: (Goal #3)	Increased percentage of students in Free/Reduced Lunch and Special Education groups who "Meet Standards" on the reading and math MCA-II in spring 2009.		
Evidenced by:	Spring 2009 MCA-II results.		

GOAL #4

Demonstrate to the community at large how you practice excellence and equity

- How will we:
- Close the gap?
 - Show our Cultural Competencies?
 - Improve Racial Balance
 - Create parental and community partnerships?
 - Spotlight our district/site Achievement or assessment goals?
 - Increase our student enrollment?



District Supports

- Service Learning
- Junior Achievement
- Career Investigations Support
- Business Partnerships
- Chamber Activities
- Vertical Teaming for ALL
- Communications Team
- District Media
- Curriculum Team
- Professional Development and Funds
- Teacher Leader Funds

School Goal



SMART Goal: Increase family and community involvement at Lincoln by changing the focus of family nights and increasing these nights from two to four. Increase cross grade connections and relationships for at-risk students to improve attendance and family involvement.

Evidence of Need: Turn out has been very low at recent Family and Cultural Nights. Sixteen students were referred to County Truancy Mediation during 2007-08.

ACTION STEPS (Goal #4)	EVIDENCE OF ACTION	PROF DEVELOPMENT	RESOURCE ALLOCATION
What: Family Involvement Nights with Child-Centered academic and cultural focus How Often: Three times per year (Oct/Jan/April) Who Involved: All Staff, students, family, community members Report In November: Report In February: Report In April:			
What: Develop system to connect at-risk students with an adult other than their teacher to build connections/relationships and provide mentoring. How Often: on-going Who Involved: PBIS Team, All staff Report In November: Report In February: Report In April:			

ACTION STEPS (Goal #4)	EVIDENCE OF ACTION	PROF DEVELOPMENT	RESOURCE ALLOCATION
What: Involve Target, Kiwanis, Optimists & Salem Lutheran volunteers regularly in the school community How Often: regularly Who Involved: All staff, community volunteers Report In November: Report In February: Report In April:			
Successful Outcome: (Goal #4)	Increased attendance at Family Involvement Nights. Decrease in number of students referred to County Truancy Mediation in 2008-09 school year.		
Evidenced by:	Registration at Family Involvement Nights. 2008-09 county truancy letter data.		